

How to write a review for Campbelltown Dental Care

Contents

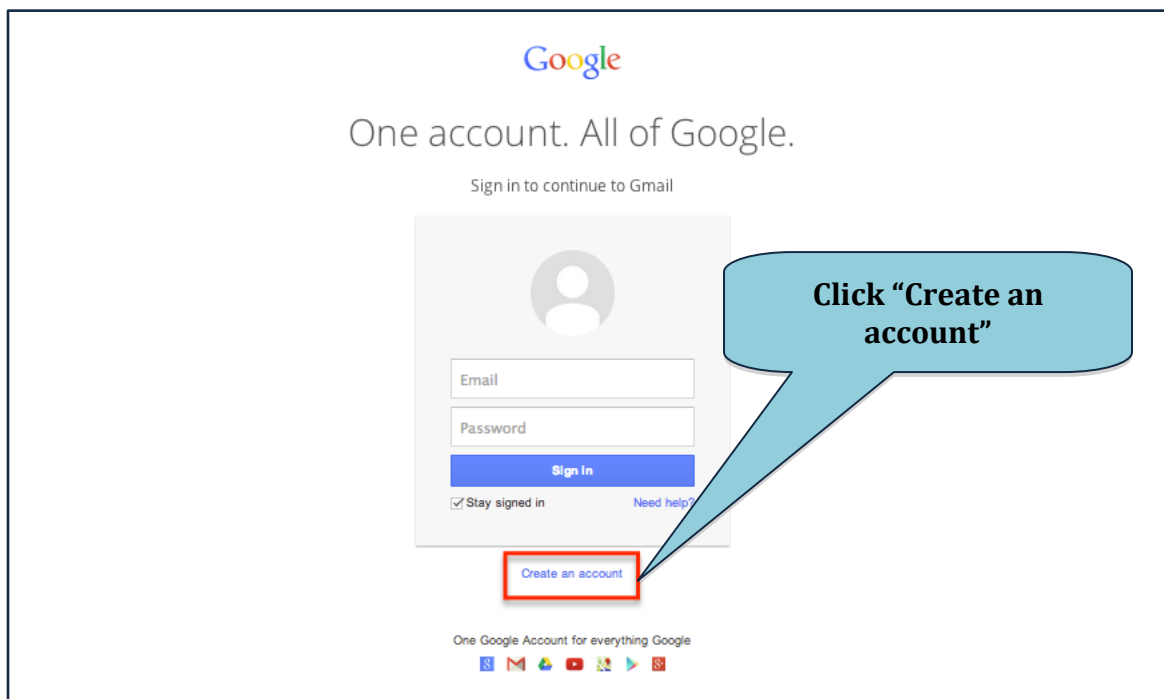
GOOGLE: If you don't already have a Gmail Account.....	2
STEP 1: Go to www.Gmail.com	2
STEP 2: Create a NEW Gmail Account.....	2
STEP 3: Fill in the necessary details	3
Jump down to STEP 4 below and keep going.....	3
GOOGLE: How to Write a Review on Google+Using your Existing Gmail Account	3
STEP 1: Go to www.Gmail.com	3
STEP 2: Log in to your Gmail account.....	4
STEP 3: After you have logged in to your Gmail Account, Go to CampbelltownDentalCare.com.au	4
STEP 4: Scroll down to the bottom of the page.	4
STEP 5: Click "Submit Review" button	5
STEP 6: Click the Google+ LINK of Campbelltown Dental Care or Click the Image below that link.	5
STEP 7: Click the Pencil Icon to write a review.	5
STEP 8: A pop-up box will appear. You can now start writing your review.	6
STEP 9: After you have written your review, Click "PUBLISH", and you are done.....	6
TRUE LOCAL: How to Write a Review on True Local	7
STEP 1: Go to CampbelltownDentalCare.com.au	7
STEP 2: Scroll down to the bottom	7
STEP 5: Click "Submit Review" button	7
STEP 3: Click "Submit Review" button	8
STEP 4: Click True Local link of Campbelltown Dental Care or Click the Image below that link.	8
STEP 5: Log in with Facebook.....	9
STEP 6: Click Login with Facebook	9
STEP 7: Click Okay	10
STEP 8: Choose a Profile Name and Password. Then Click "Complete Sign Up"	10
STEP 9: Click "Post Review" when you are done.	11
OTHER REVIEW SITES.....	11

GOOGLE: If you don't already have a Gmail Account

STEP 1: Go to www.Gmail.com



STEP 2: Create a NEW Gmail Account



STEP 3: Fill in the necessary details

The image shows the 'Create your Google Account' page. The main heading is 'Create your Google Account'. Below it, there's a sub-heading 'One account is all you need' and a paragraph 'A single username and password gets you into everything Google.' followed by icons for Google services. Another sub-heading 'Make Google yours' is followed by 'Set up your profile and preferences just the way you like.' and profile picture options. A third sub-heading 'Switch between devices, and pick up wherever you left off.' is followed by images of a laptop, smartphone, and tablet. On the right side, a registration form is highlighted with a red border. A blue callout box with a white border and a tail pointing to the form contains the text 'Fill in the necessary details.' The registration form includes fields for Name (First and Last), Choose your username, Create a password, Confirm your password, Birthday (Month, Day, Year), Gender (I am...), Mobile phone (+63), Your current email address, Prove you're not a robot (Skip this verification), a CAPTCHA (69552359 and 76), Type the text, Location (Philippines), and a checkbox for 'I agree to the Google Terms of Service and Privacy Policy'. A 'Next step' button is at the bottom right of the form. A link 'Learn more about why we ask for this information.' is at the bottom of the page.

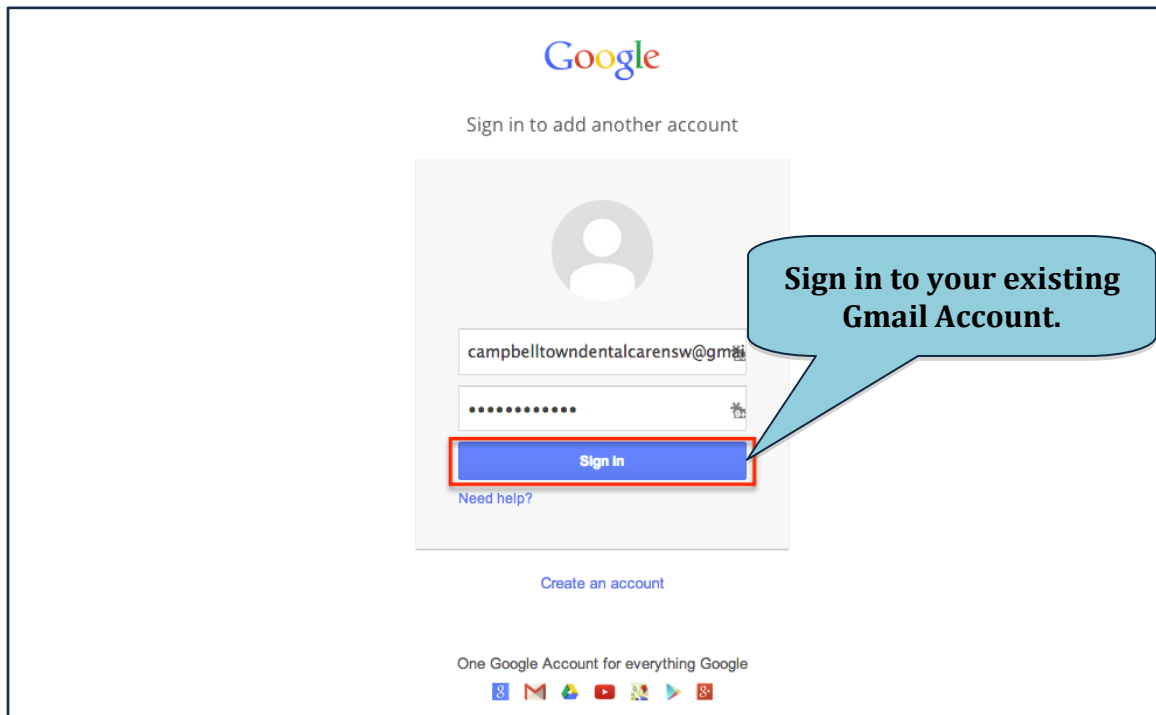
Jump down to STEP 4 below and keep going

GOOGLE: How to Write a Review on Google+ Using your Existing Gmail Account

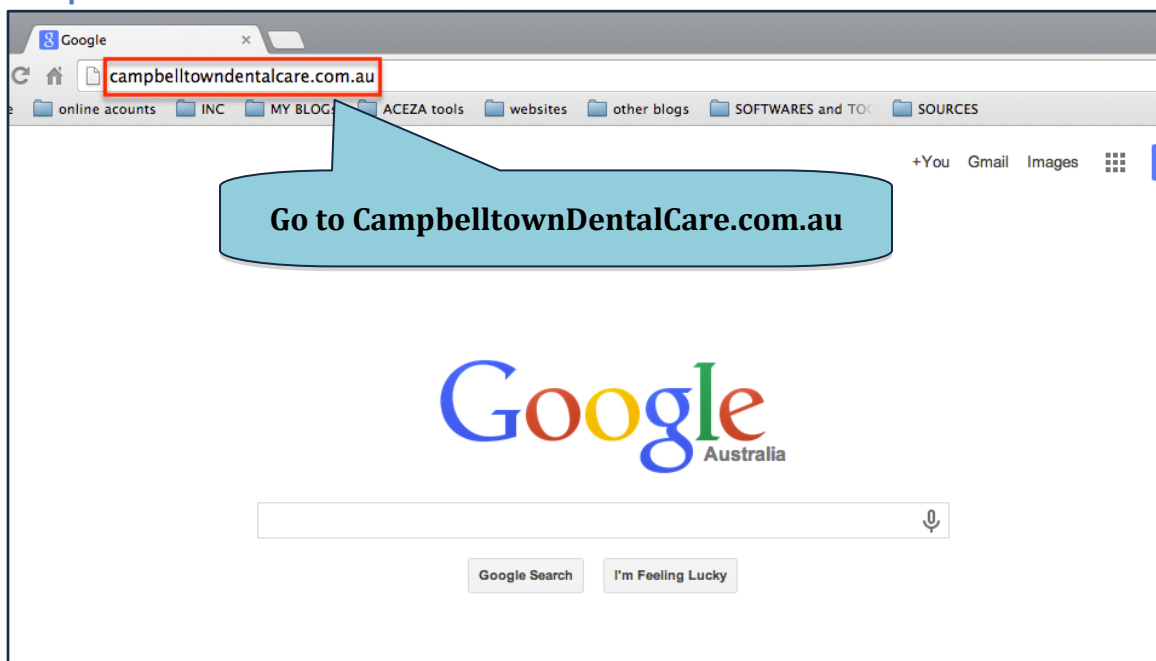
STEP 1: Go to www.Gmail.com

The image shows a web browser window with the Google homepage. The address bar contains 'www.gmail.com' and is highlighted with a red box. A blue callout box with a white border and a tail pointing to the address bar contains the text 'Go to www.Gmail.com'. The Google logo is visible in the center, with 'Australia' written below it. The search bar is empty, and there are 'Google Search' and 'I'm Feeling Lucky' buttons at the bottom.


STEP 2: Log in to your Gmail account.



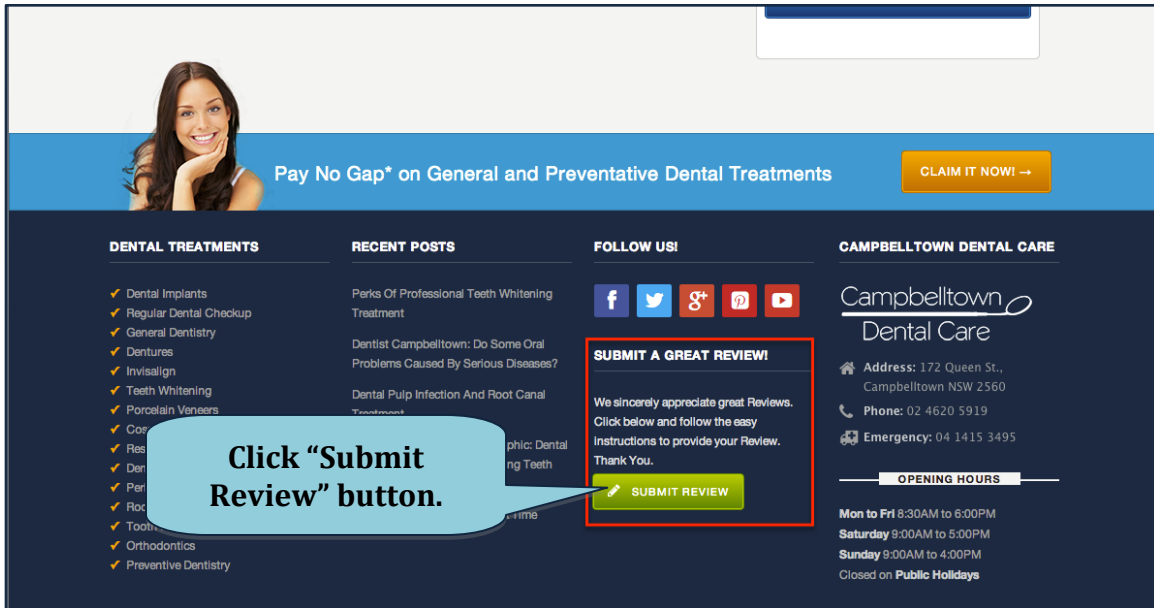
STEP 3: After you have logged in to your Gmail Account, Go to CampbelltownDentalCare.com.au



STEP 4: Scroll down to the bottom of the page.



STEP 5: Click "Submit Review" button



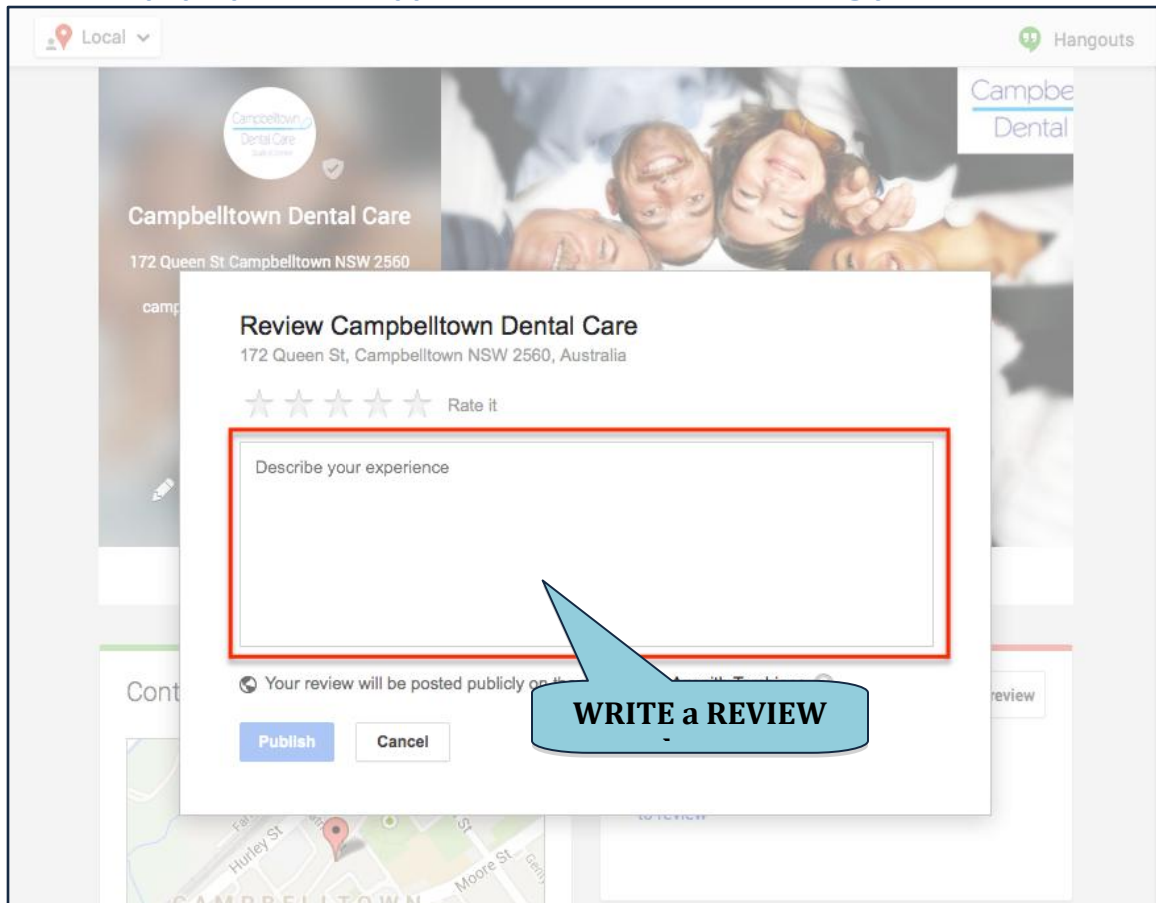
STEP 6: Click the Google+ LINK of Campbelltown Dental Care or Click the Image below that link.



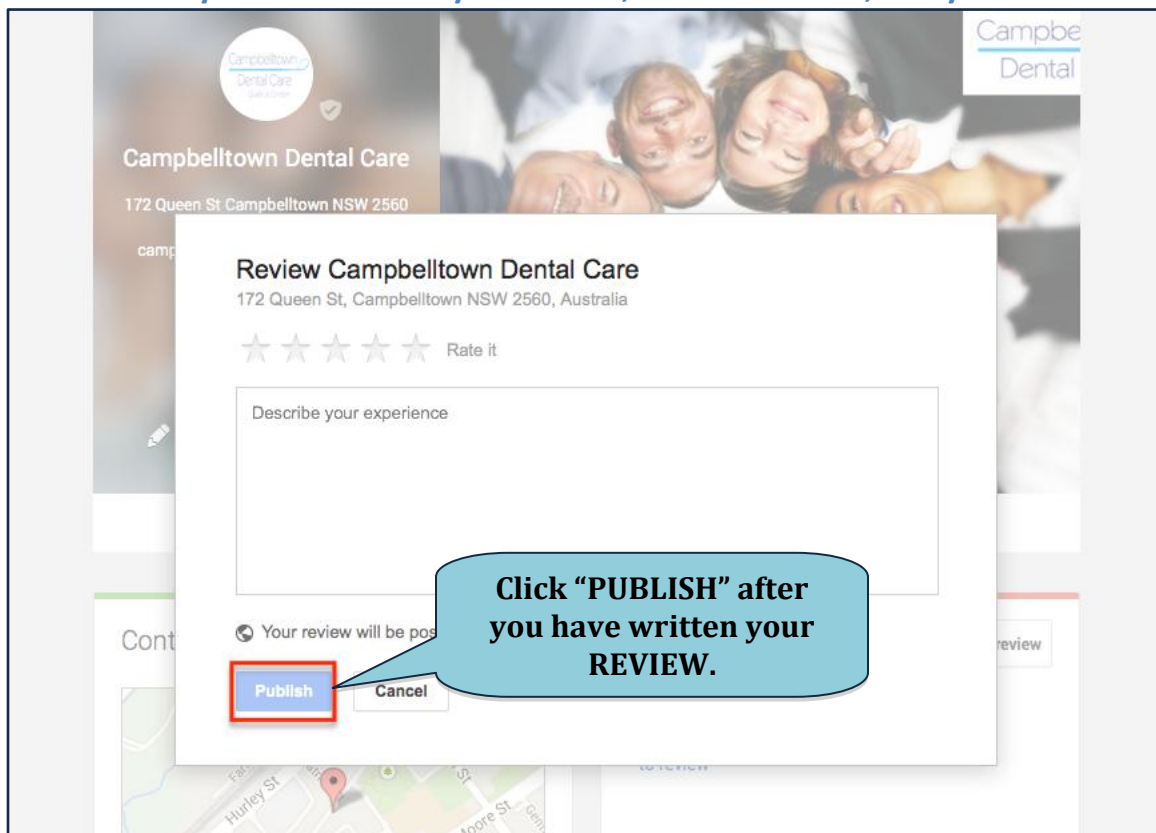
STEP 7: Click the Pencil Icon to write a review.



STEP 8: A pop-up box will appear. You can now start writing your review.

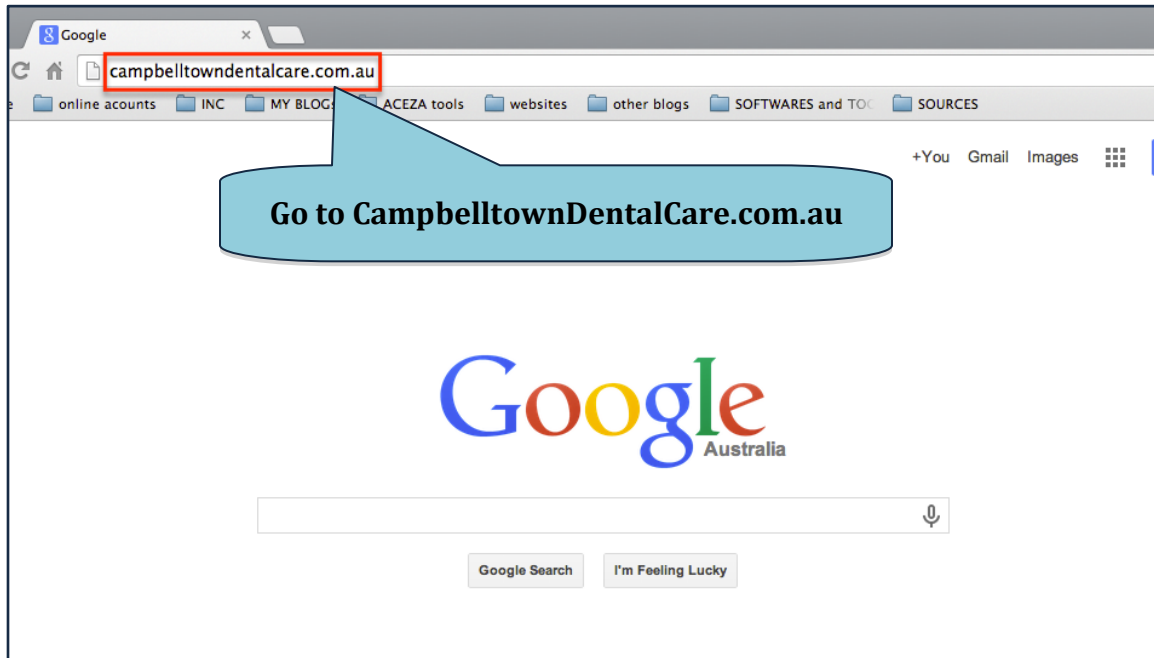


STEP 9: After you have written your review, Click “PUBLISH”, and you are done.




TRUE LOCAL: How to Write a Review on True Local

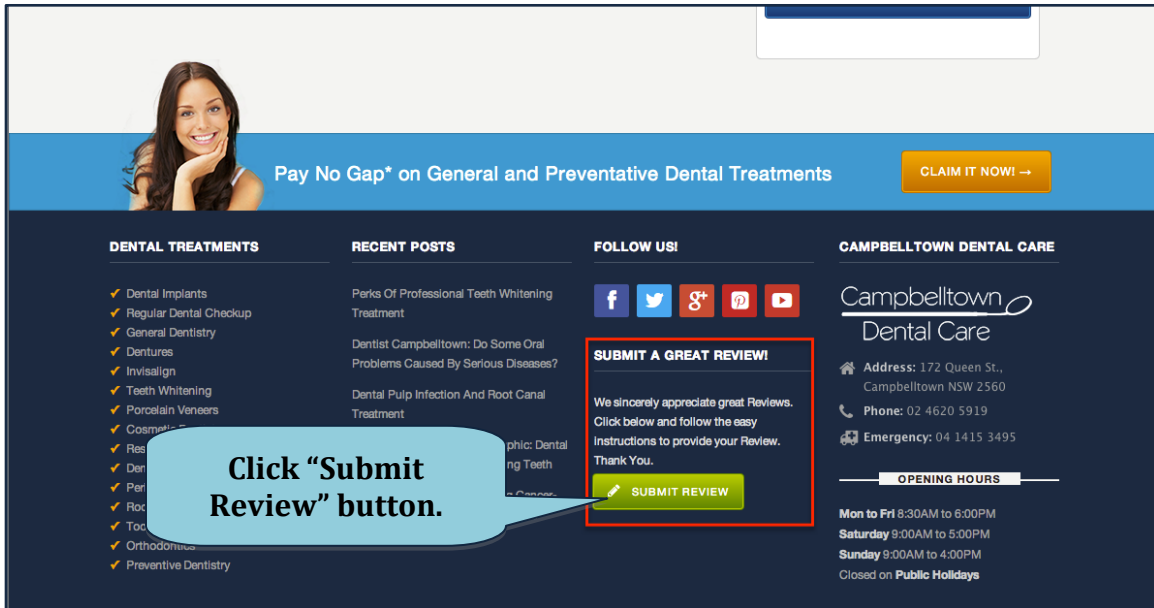
STEP 1: Go to CampbelltownDentalCare.com.au



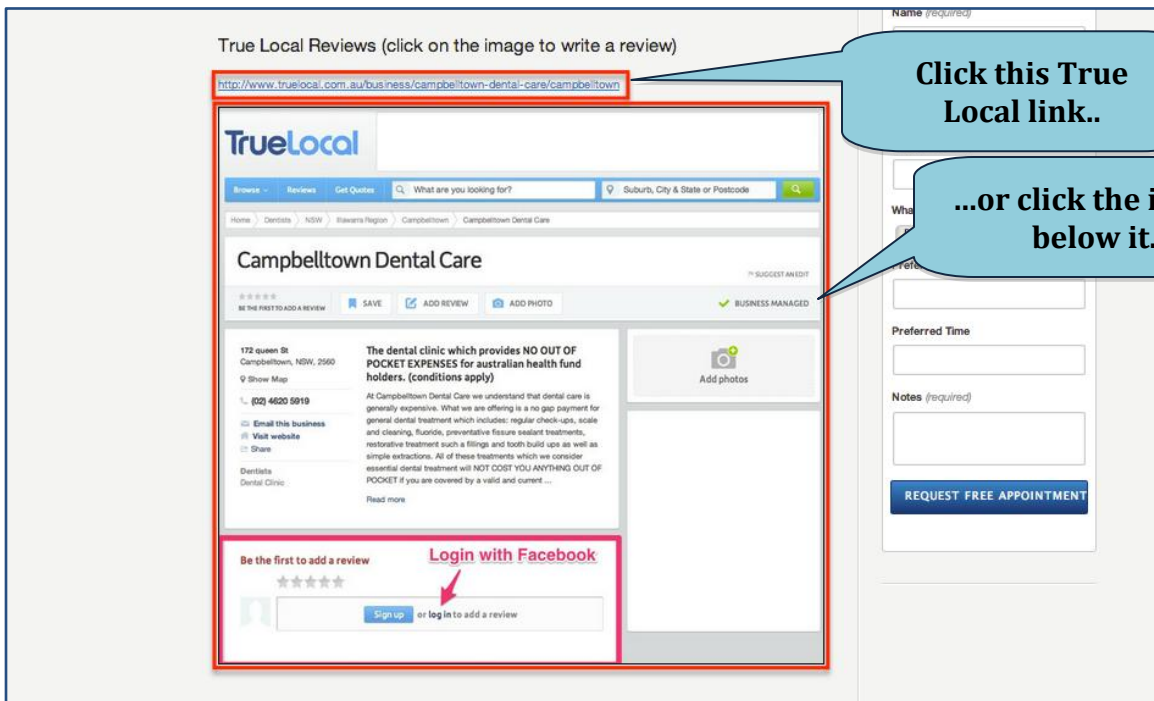
STEP 2: Scroll down to the bottom



STEP 3: Click “Submit Review” button



STEP 4: Click True Local link of Campbelltown Dental Care or Click the Image below that link.



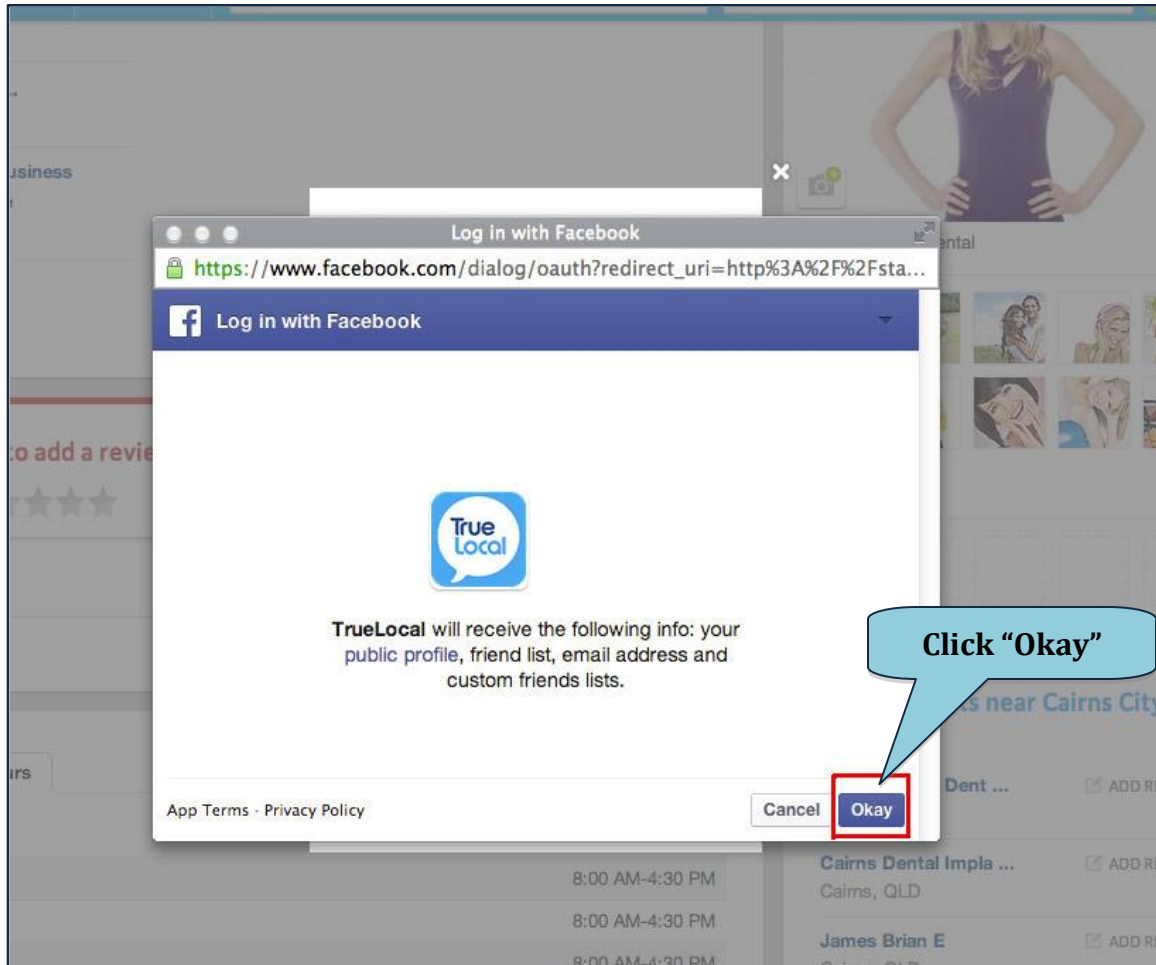
STEP 5: Log in with Facebook

The screenshot shows the TrueLocal business profile for Campbelltown Dental Care. The page includes the business name, address (172 queen St, Campbelltown, NSW, 2560), phone number ((02) 4620 5...), and a description of services. A callout bubble with the text "Log in with Facebook" points to the "log in" button in the "Be the first to add a review" section.

STEP 6: Click Login with Facebook

The screenshot shows the TrueLocal login modal. The modal has a title "Log in" and instructions: "Log in with Facebook or enter your TrueLocal details." A callout bubble with the text "Click 'Login with Facebook'" points to the "Log in with Facebook" button. Below this button are fields for "Email" and "Password", a "Forgot your password?" link, and a "Log in" button. At the bottom, there is a link for "Don't have an account? Sign up now".

STEP 7: Click Okay



STEP 8: Choose a Profile Name and Password. Then Click "Complete Sign Up"



STEP 9: Click “Post Review” when you are done.

The screenshot shows the TrueLocal website for Campbelltown Dental Care. The page features the business name, address (172 Queen St, Campbelltown, NSW, 2560), phone number ((02) 4620 5...), and a description: "The dental clinic which provides NO OUT OF POCKET EXPENSES for Australian health fund holders. (conditions apply)". Below the description is a review form with a star rating, a text input field, and a "Post review" button. Two callout boxes provide instructions: "Write your review here." pointing to the text input field and "Click 'Post Review' when you are done." pointing to the "Post review" button.

OTHER REVIEW SITES

Twitter	https://twitter.com/VincentDoJP
Facebook	https://www.facebook.com/CampbelltownDentalCare
Google+	https://plus.google.com/+CampbelltowndentalcareAu/about
YouTube	https://www.youtube.com/DentistCampbelltown/about

